

ZSE in the red as profit taking weighs ...

	Previous	Current	Change	% Change	YTD %
All share	200.2896	180.93	19.3596	9.67	80.93
Industrial	673.42	607.59	65.8284	9.78	86.35
Mining	227.37	225.61	1.7570	0.77	58.43
Top 10	217.8069	191.48	26.3269	12.09	91.48

A late rebound in the market benchmarks was not enough to spur gains on the ZSE as all four major indices capped the week in the red. The primary All Share Index fell 9.67% for the week and settled at 180.93pts dragged down mainly by losses in the top capitalised counters whose index, the ZSE Top 10 was the worst performer after letting go 12.09% week on week. The Industrial Index was down 9.78% for the week while, the Mining Index closed the week down by a marginal 0.77% to 225.61pts. Meanwhile, uncertainties in the currency markets continued to prevail with persisted reports of shortages of basic commodities as the government continues to grapple with the run on the local surrogate currency bond notes whose value has failed to maintain the official 1:1 with the USD in the parallel markets. Consequently, the demand frenzy continued on the ZSE though in a checked state compared to the prior week rallies.

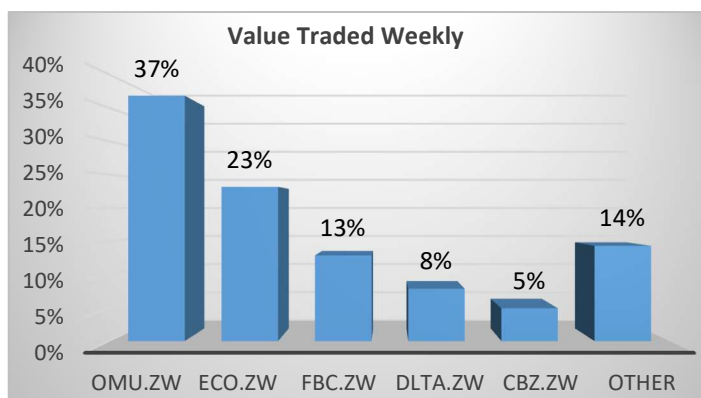
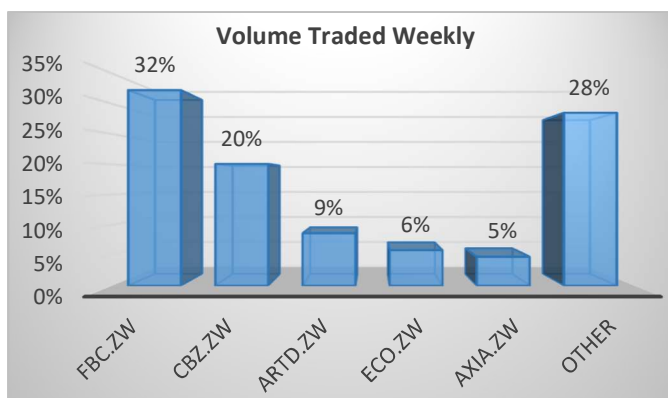
RISERS	PRICE	% Change
TURN.ZW	0.0500	66.67
GBZW.ZW	0.0648	43.68
PROL.ZW	0.1740	20.00
SCIL.ZW	1.0500	20.00
MASH.ZW	0.0396	18.56
RTG.ZW	0.0141	17.50
HIPO.ZW	2.8000	16.67
FIDL.ZW	0.1200	16.50
FBC.ZW	0.3500	16.28
EDGR.ZW	0.1595	10.76

The market rally of the prior week came to a quick halt as profit taking took its toll on the ZSE. Twenty-four counters closed the week in the red against eighteen to set to a negative weekly breath as the market corrected following the prior week's unchecked demand. Leading the market losses was ART which was 34.61% softer week on week and closed pegged at \$0.0752 while, insurance group ZHL let go 20.11% and ended the week pegged at \$0.0298. Market favourite Old Mutual shed 19.43% as a correction following the recent unbundling of Nedbank together with profit taking on the bourse took their toll, leaving it pegged at \$8.2178.

FALLERS	PRICE	% Change
ARTD.ZW	0.0752	34.61
ZIMR.ZW	0.0298	20.11
OMU.ZW	8.2178	19.43
AXIA.ZW	0.4499	17.93
ZIMP.ZW	0.0220	16.98
FMP.ZW	0.0864	16.60
DLTA.ZW	3.5500	16.28
INN.ZW	1.8025	16.01
PPC.ZW	1.5203	15.04
PHL.ZW	0.8625	13.46

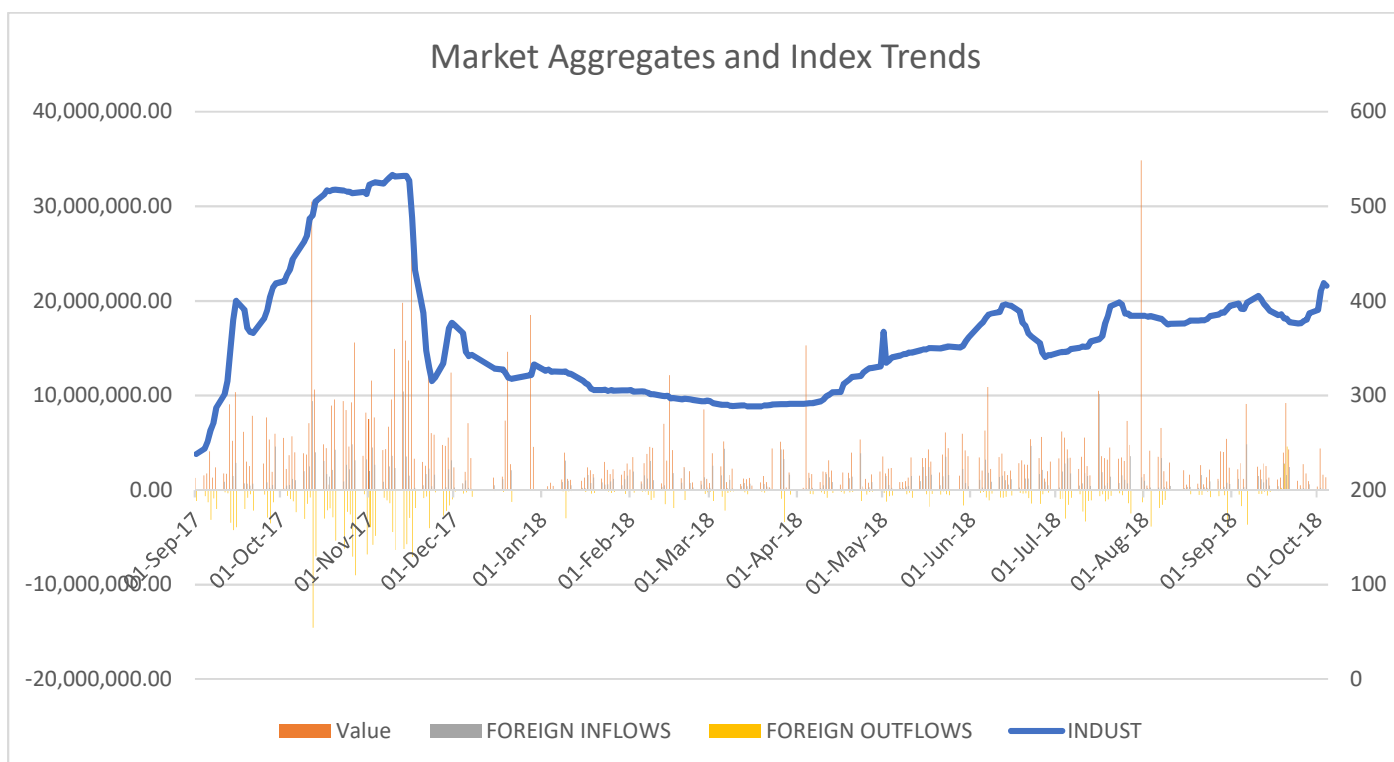
Retail group AXIA was down 17.93% and had a closing price of \$0.4499 amidst mixed trading patterns while, news group Zimpapers was down 16.98% and ended the week pegged at \$0.0220. Property group FMP let go 16.60% on weakening demand and ended the week set at \$0.0864. Heavies Delta and Innscor let go 16.28% and 16.01% to end trading at \$3.5500 and \$1.8025 as they threw their weight to the falling cause. Regional cement manufacturer PPC was down 15.04% and had its price pegged at \$1.5203 by close of week. Crocodile skin producers Padenga completed the top 10 fallers with a 13.46% plunge as it settled at \$0.8625.

The gains for the week were mostly driven by mid-tier and small cap stocks that missed the prior week rally. Construction allied products manufacturers Turnall top performed on a 66.67% surge to \$0.050, with Get bucks following on a 43.68% rise to \$0.0648. Pro-plastics continued to enjoy strong demand on the market garnering 20% and settling at \$0.1740. Improving trades for the recently listed SeedCo International also culminated in a 20% rise in price to \$1.05.

Activity aggregated slump as demand becomes selective...


	Previous	Current	Change	%Change
Values	82,519,366.72	47,242,656.58	35,276,710.14	42.75
Volumes	93,769,716	74,860,685	18,909,031	20.17

Weekly activity aggregates closed softer for the week as values came off 42.75% to \$47.24m with Old Mutual Limited emerging the top driver of the aggregate at 37% contribution, with other top drivers of the aggregate being Econet with 23% and FBC that claimed 13% of the aggregate. Weekly volumes dropped 20.17% with banking stocks driving the weekly outcome as FBC accounted for 32% while, CBZ claimed 20% of same.



In the News

Zimbabwe's gross revenue collections in the third quarter ended September amounted to \$1,28 billion, surpassing the target of \$1,089bn by nearly 18%, the tax agency said yesterday.

<https://www.newsday.co.zw/2018/10/zimra-beats-q3-revenue-target/>

First Capital Bank Limited Zimbabwe will focus on aggressive lending going forward to grow its net interest income, its managing director Samuel Matsekete has said. <https://www.newsday.co.zw/2018/10/first-capital-bank-to-focus-on-growing-lending-book/>

The African Export-Import Bank (Afreximbank) has confirmed holding talks with a Zimbabwean delegation led by Finance and Economic Development Minister Mthuli Ncube in connection with a \$500-mln nostro stabilisation facility. <https://www.herald.co.zw/afreximbank-confirms-500m-facility-talks/>

Zimbabwe Stock Exchange (ZSE) listed property firms last week recovered from losses they incurred in the first half of the year with gains sustained by increased demand experienced across the bourse. <https://www.herald.co.zw/listed-property-firms-gain-ground/>

Zimbabwe cement industry has excess capacity to meet the 1,3 million tonnes annual domestic demand as the sector has an installed capacity of 2,4 million tonnes, an official has revealed. <https://www.herald.co.zw/cement-sector-has-excess-capacity-lafarge-2/>

GOVERNMENT has embarked on a price monitoring system along the production chain, from manufacturers to retailers, as part of measures to flush out economic saboteurs. It also resolved that manufacturers and suppliers of basic commodities and medical drugs should revert to the pricing system that recognises the guaranteed convertibility of bond notes and RTGS balances to the US dollars on a 1:1 ratio. <https://www.herald.co.zw/govt-unveils-price-monitoring-system/>

Disclaimer:

This document has been prepared by EFE Securities (Private) Limited (EFE), for the information of its clients. Although the statements of fact in this report have been obtained from sources that the company believes to be reliable, we do not guarantee their accuracy, and any such information may be incomplete or condensed. All opinions and estimates included in this report constitute the company's judgment as of the date of this report and are subject to change without notice. The securities discussed and mentioned in this report may not be suitable for all investors. Investors must make their own investment decisions based on their specific investment objectives and financial position and using such independent advisors they believe necessary. This report is for informational purposes only and is not intended as an offer or solicitation with respect to the purchase or sale of any security. EFE and any of the individuals preparing this report may at any time have a long and/ or short position in any securities of companies in this report. In addition EFE may from time to time perform investment banking or other services for, or solicit investment banking or other business from any entity mentioned in this report. EFE may at times buy and sell shares on an agency or principal basis to its clients. Shares may rise or fall and investors may end up with a reduced amount from their initial capital invested. Additional information on EFE's recommended securities is available on request.