

ZSE weakness extends on heavy cap losses...

	Previous	Current	Change	%Change	YTD %
All share	94.69	91.49	3.2000	3.38	8.51
Industrial	316.10	305.70	10.4000	3.29	6.24
Mining	134.37	134.52	0.1500	0.11	5.53
Top 10	94.4	90.58	3.8200	4.05	9.42

The market succumbed to the pressures of weakening heavies as evidenced by the extended losses on the Top 10 index which has been losing ground since its inception in the New Year. The Top 10 index shed 4.05% for the week and settled at 90.58pts weighed down mostly by the falling telecoms giant Econet and Innscor. Weighed down by the falling heavies, the benchmark All Share Index retreated 3.38% for the week and settled at 91.49pts. Losses were also seen in the Industrial Index which let go 3.29% to end at 305.70pts while, the Mining Index was the only one trending north on a 0.11% gain that took it to 134.52pts. Highlighting the corporate scene was the impressive third trading update from the Market's top stock Delta that reported a 24% revenue growth in period and 9% year to date on the back of improved lager beer volumes.

Weekly Risers

RISERS	PRICE	% Change
OML.ZW	5.4566	12.64
ZIMW.ZW	0.0810	3.58
TSL.ZW	0.4500	2.27
DLTA.ZW	1.5903	2.14
UNIF.ZW	0.0145	2.11
MEIK.ZW	0.3050	1.94
DZL.ZW	0.1105	0.45
BIND.ZW	0.0452	0.44
LACZ.ZW	1.3800	0.01

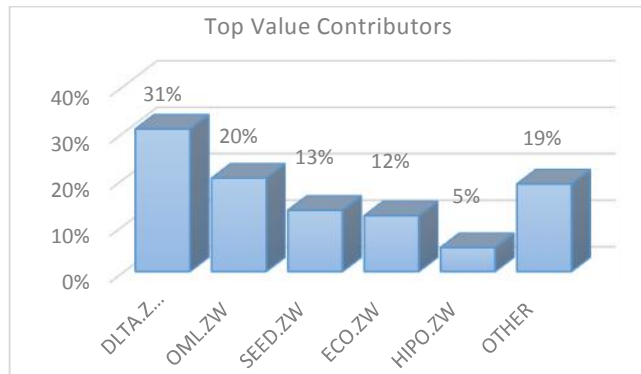
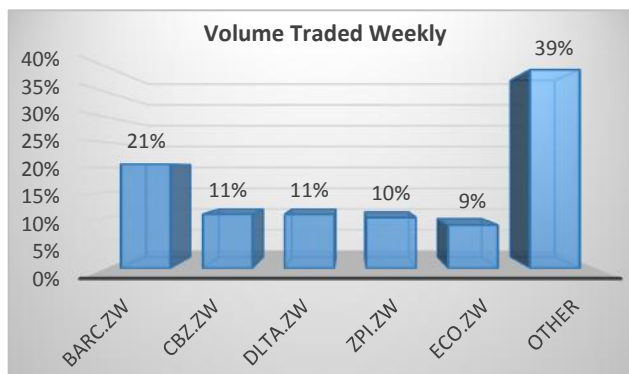
The market registered a negative weekly breadth of five after nine risers came in against fourteen fallers. The aforementioned Delta's trading update failed to swing the overall market momentum though the beverages giant staked its claims amongst the risers with a 2.14% climb to \$1.5904 on solid demand. Dually listed group Old Mutual was similarly rising with a chart topping 12.64% growth taking it to \$5.4566, spurred by the firming price of the group in other markets ahead of the proposed four way split. Zimplow climbed 3.58% to \$0.0810 while, TSL added 2.27% to \$0.4500. Logistics group Unifreight shored up 2.11% and settled at \$0.0145 as Meikles put on 1.94% to \$0.3050. DZL, Bindura and Lafarge completed the risers of the week on respective gains of 0.45%, 0.44% and 0.01%.

Weekly Fallers

FALLERS	PRICE	% Change
ECO.ZW	0.7007	21.27
BARC.ZW	0.0480	12.73
WILD.ZW	0.0060	11.76
PPC.ZW	0.7513	11.61
CBZ.ZW	0.0900	10.00
FIDL.ZW	0.0800	9.60
INN.ZW	0.8025	5.61
FML.ZW	0.1866	4.31
EDGR.ZW	0.0450	4.26
ZPI.ZW	0.0200	3.82

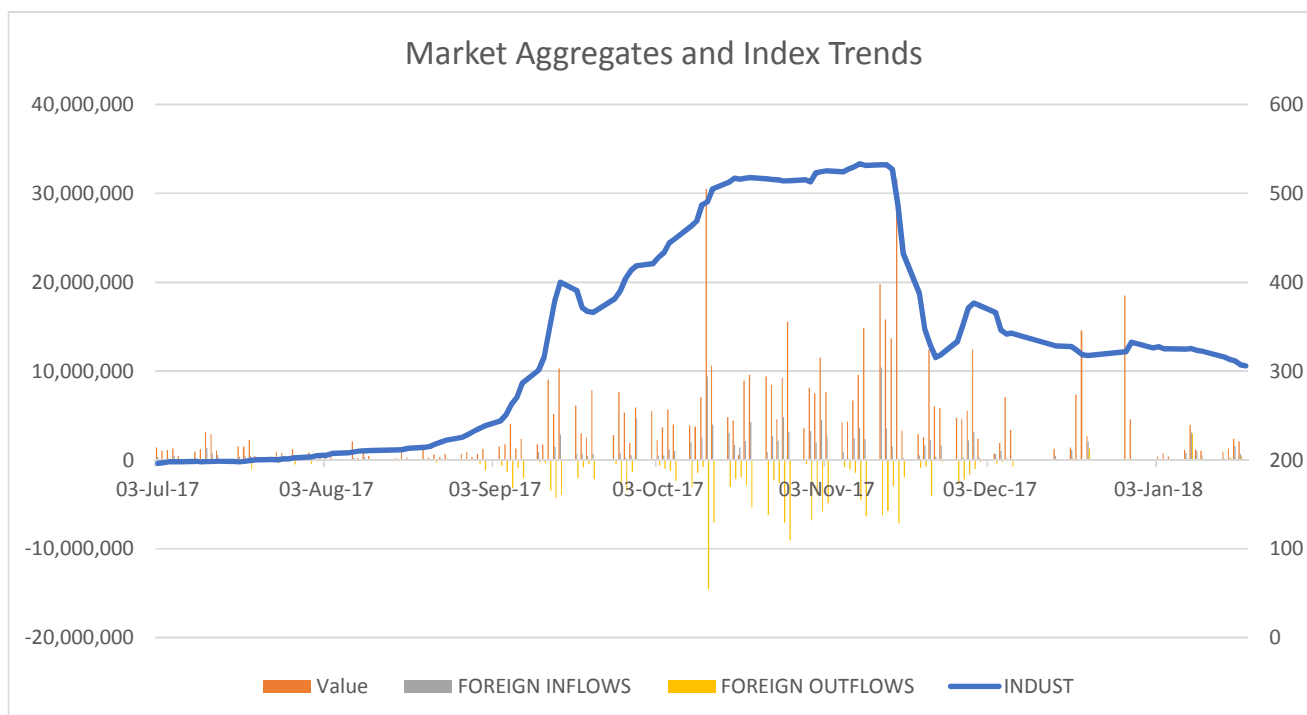
Weak demand for telecoms giant Econet saw the diversified ICT group succumbed by a cumulative 21.27% week on week and settled at \$0.7007 with banking group Barclays letting go 12.73% to \$0.0480 on sustained selling pressure. Brick makers Willdale traded 11.76% softer at \$0.0060 where demand could be established, while PPC dropped 11.61% and closed the week pegged at \$0.7513. Bankers CBZ softened 10% to \$0.0900 as the group continues to trade under cautionary following reports that they were facing penalties from OFAC for transactions handled for specified entities. Insurers Fidelity let go 9.60% to \$0.0800 as diversified light manufacturing group Innscor retreated 5.61% to \$0.8025, where liquidity emerged after weeks of declines. Completing the shakers of the week, were the trio of First Mutual Holdings, Edgars and ZPI that succumbed 4.31%, 4.26% and 3.82% as they ended trading at \$0.1866, \$0.0450 and \$0.0200 respectively.

Activity aggregates improve ...



	Previous	Current	Change	%Change
Values	8,264,490.79	8,385,028.92	120,538.13	1.46
Volumes	10,078,912	15,263,065	5,184,153	51.44

The market continued to drive into its trading groove as aggregates improved week on week reflecting in a 51% surge in volumes exchanged to 15.3m shares while, the market spend was in a marginal 1.46% rise to \$8.4m. Financial counters spurred the volumes on the week headlined by Barclays which claimed 21% of the total shares exchanged as CBZ accounted for 11% of the same. Heavies Delta and Econet however made notable contributions of 11% and 9% respectively. Trading patterns on the spend were however anchored by heavies with Delta headlining on a 31% contribution while, OML and SeedCO accounted for 20% and 13% respectively.



In the News

RAINBOW Tourism Group (RTG) shareholders on Tuesday gave the nod to resolutions that seek to raise \$22,5 million through a rights offer of ordinary shares and linked debentures to settle its debt and raise working capital. <https://www.newsday.co.zw/2018/01/rtg-shareholders-approve-225m-capital-raise/>

EcoCash has partnered a local micro finance company to purchase bonds, which is set to raise \$1 million in debt financing for start-ups and small businesses. <https://www.newsday.co.zw/2018/01/ecocash-untu-capital-partner-broaden-public-access-money-markets/>

THE price of petrol and Diesel-50 has gone up by two cents to \$1,41 per litre on the back of a rise in “free on board” (FOB) prices, a move that is expected to trigger another round of price increases of basic commodities. <https://www.newsday.co.zw/2018/01/fuel-price-goes/>

The Zimbabwe Revenue Authority (Zimra) has surpassed its 2017 fourth quarter revenue target by 28.12% to \$1.159 bln from \$880.43 mln due to high collection in Value Added Tax, data from the authority shows. Net collections surpassed the target by 22.78% above target. <http://www.herald.co.zw/zimra-surpasses-fourth-quarter-target/>

Local milk processor, Dendairy, will expand its plant operations by setting up two new factories as the company seeks to expand its footprint on the export market. <http://www.herald.co.zw/dendairy-to-expand-plant-operations/>

National Foods Limited says it has invested a cumulative \$36 mln towards process improvements to enhance operational efficiencies since 2010. <http://www.herald.co.zw/natfoods-ploughs-36m-into-capex/>

Econet Wireless Zimbabwe (EWZ)’s EcoFarmer has partnered Mercy Corps and the Zimbabwe Farmers Union (ZFU), to help achieve rural food security and boost productivity by raising mobile literacy among rural women farmers through practical training and on-the-ground knowledge transfer. <http://www.herald.co.zw/econets-ecofarmer-partners-mercy-corps-zfu/>



Members of the Zimbabwe Stock Exchange

Disclaimer:

This document has been prepared by EFE Securities (Private) Limited (EFE), for the information of its clients. Although the statements of fact in this report have been obtained from sources that the company believes to be reliable, we do not guarantee their accuracy, and any such information may be incomplete or condensed. All opinions and estimates included in this report constitute the company's judgment as of the date of this report and are subject to change without notice. The securities discussed and mentioned in this report may not be suitable for all investors. Investors must make their own investment decisions based on their specific investment objectives and financial position and using such independent advisors they believe necessary. This report is for informational purposes only and is not intended as an offer or solicitation with respect to the purchase or sale of any security. EFE and any of the individuals preparing this report may at any time have a long and/ or short position in any securities of companies in this report. In addition EFE may from time to time perform investment banking or other services for, or solicit investment banking or other business from any entity mentioned in this report. EFE may at times buy and sell shares on an agency or principal basis to its clients. Shares may rise or fall and investors may end up with a reduced amount from their initial capital invested. Additional information on EFE's recommended securities is available on request.