

## ZSE sinks further amidst waning demand...

	Previous	Current	Change	% Change	YTD %
<b>All share</b>	168.84	158.49	10.3500	6.13	58.49
<b>Industrial</b>	566.92	532.06	34.8600	6.15	63.19
<b>Mining</b>	216.79	209.86	6.9300	3.20	47.37
<b>Top 10</b>	174.48	160.71	13.7700	7.89	60.71

The ZSE sank further in the week under review amidst waning demand as all the four benchmark indices closed in the red. The top capitalised stocks led the way in the market decline as profit taking continued, following surges of early October, consequently the ZSE Top 10 Index succumbed to a 7.89% drop, the largest drop amongst the measured clusters, and ended pegged at 160.71pts. The flagship ZSE All Share Index was down 6.13% at 158.49pts weighed down mostly by the aforementioned heavily capitalised stock losses. Meanwhile, amongst the segregated indices the Industrial Index slipped to a 6.15% loss week on week and closed at 532.06pts while, the Mining Index shed 3.20% and settled at 209.86pts. Elsewhere, troubled coal miners Hwange were placed under administration by the government, reportedly to help the company recover and return to profitability.

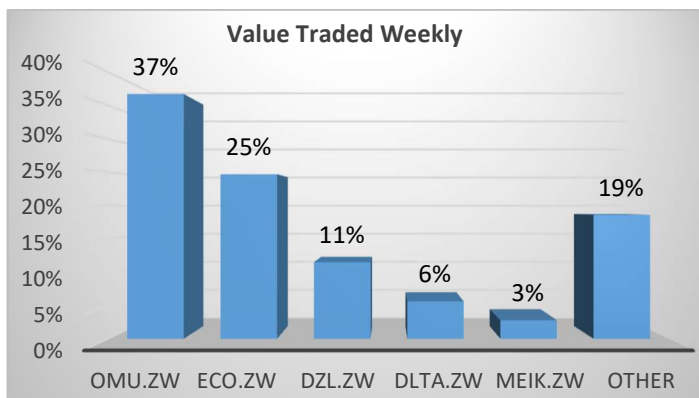
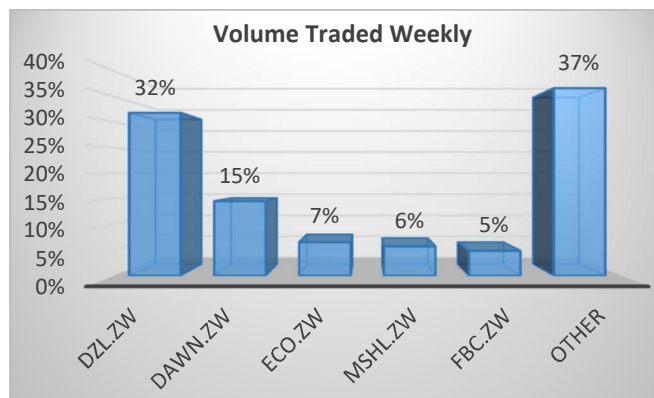
RISERS	PRICE	% Change
<b>ARTD.ZW</b>	0.0950	33.80
<b>DAWN.ZW</b>	0.0268	16.52
<b>FBC.ZW</b>	0.3500	12.65
<b>WILD.ZW</b>	0.0081	12.50
<b>OMU.ZW</b>	6.5456	8.94
<b>NMB.ZW</b>	0.2344	6.55
<b>MSHL.ZW</b>	0.0950	5.32
<b>NPKZ.ZW</b>	0.2100	5.00
<b>PHL.ZW</b>	0.9588	4.79
<b>CBZ.ZW</b>	0.1560	3.72

The market saw a dominance of fallers for another week as nineteen closed softer against fourteen risers leaving it in a negative weekly breadth. Sugar manufacturers Hippo led the declines for the week on a 35.71% slide to \$1.8000 where demand could be established. Property group Mash followed after coming off by 35.14% and settling at \$0.0240 as profit taking took its toll on the group. Fast foods group Simbisa Brands retreated 23.53% and settled at \$0.6500 as it buckled to selling pressure, while diversified group Meikles was down 21% at \$0.5530, where it could find support. ZPI was the other property group that also added its weight to the falling tide on a 20% drop to \$0.0260.

FALLERS	PRICE	% Change
<b>HIPO.ZW</b>	1.8000	35.71
<b>MASH.ZW</b>	0.0240	35.14
<b>SIM.ZW</b>	0.6500	23.53
<b>MEIK.ZW</b>	0.5530	21.00
<b>ZPI.ZW</b>	0.0260	20.00
<b>EDGR.ZW</b>	0.1275	15.00
<b>DLTA.ZW</b>	2.8900	11.08
<b>OKZ.ZW</b>	0.3099	6.09
<b>ECO.ZW</b>	1.9923	5.77
<b>INN.ZW</b>	1.6994	5.59

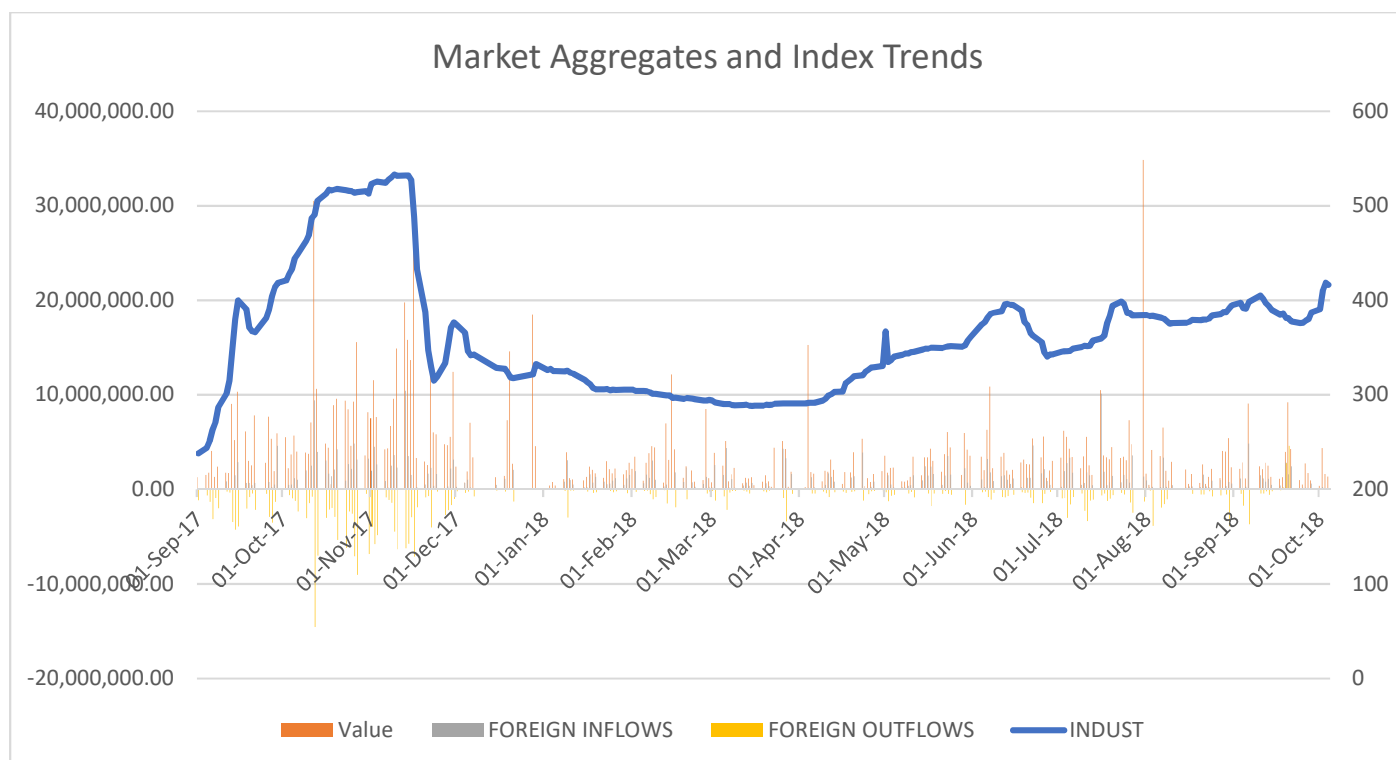
Losses were also seen in apparel retailer Edgars which dropped 15% and settled at \$0.1275 as beverages giant Delta joined the fallers on an 11.08% retreat that took its price to \$2.8900. Retail group OKZIM let go 6.095 and had its shares pegged at \$0.3099 by close of call Friday. The market's top capitalised counter Econet let go 5.77% for the week and ended at \$1.9923 as the market awaits its interim results to August 2018 and the prospectus for the proposed unbundling of the group. Completing the fallers pack for the week was light manufacturing giant Innscor that declined 5.59% and settled at \$1.6994.

Ten stocks were firm by end of the week with stationery group ART leading the way on a 33.8% surge to \$0.0950. Dawn Properties and FBC followed with respective gains of 16.52% and 12.65% as they capped the week pegged at \$0.0268 and \$0.3500. Brick manufacturers Willdale added 12.50% and ended at \$0.0081 while, Old Mutual enjoyed resurgent demand that took its price to \$6.5456.

**Activity aggregates rebound...**


	Previous	Current	Change	%Change
<b>Values</b>	11,825,744.42	15,187,022.94	3,361,278.52	28.42
<b>Volumes</b>	22,594,951	27,710,549	5,115,598	22.64

The main activity aggregates of volumes and values reflected an improvement relative to the prior week with the former adding 22.64% to 27.7m while, the latter firmed 28.42% to \$15.2m. Volumes of the week were driven by Dairibord and Dawn which made respective contributions of 32% and 15%. Values of the week were anchored by Old Mutual and Econet that accounted for a combined 62% of the aggregate.



### **In the News**

RIOZIM has pleaded for government intervention after it suspended operations of its major mines due to foreign currency shortages. <https://www.newsday.co.zw/2018/11/riozim-closes-3-mines-over-forex-crisis/>

TOBACCO farmers, who are battling to access exorbitant inputs, are demanding that the government pays them in foreign currency before the next selling season starts so as to cushion them from currency volatility ravaging the economy. <https://www.newsday.co.zw/2018/11/farmers-demand-payment-in-forex/>

Government has put Hwange Colliery Company under reconstruction in a bid to set it on the course to profitability. <https://www.herald.co.zw/hwange-colliery-under-administration/>

ZPI says it has slowed down property sales in order to safeguard against risks posed by the uncertain and volatile Zimbabwean market. <https://www.financialgazette.co.zw/category/c77-companies-a-markets/>

The price of bread is expected to rise marginally to a maximum of \$1,40 with effect from today. <https://www.herald.co.zw/bread-price-set-to-rise-to-140/>

Manufacturer of concrete roof tiles, pavers and bricks Zimtile (Pvt) Ltd is set to boost its capacity with new investments set to commence at the start of 2019. <https://www.herald.co.zw/zimtile-to-boost-capacity-next-year/>

**Disclaimer:**

This document has been prepared by EFE Securities (Private) Limited (EFE), for the information of its clients. Although the statements of fact in this report have been obtained from sources that the company believes to be reliable, we do not guarantee their accuracy, and any such information may be incomplete or condensed. All opinions and estimates included in this report constitute the company's judgment as of the date of this report and are subject to change without notice. The securities discussed and mentioned in this report may not be suitable for all investors. Investors must make their own investment decisions based on their specific investment objectives and financial position and using such independent advisors they believe necessary. This report is for informational purposes only and is not intended as an offer or solicitation with respect to the purchase or sale of any security. EFE and any of the individuals preparing this report may at any time have a long and/ or short position in any securities of companies in this report. In addition EFE may from time to time perform investment banking or other services for, or solicit investment banking or other business from any entity mentioned in this report. EFE may at times buy and sell shares on an agency or principal basis to its clients. Shares may rise or fall and investors may end up with a reduced amount from their initial capital invested. Additional information on EFE's recommended securities is available on request.