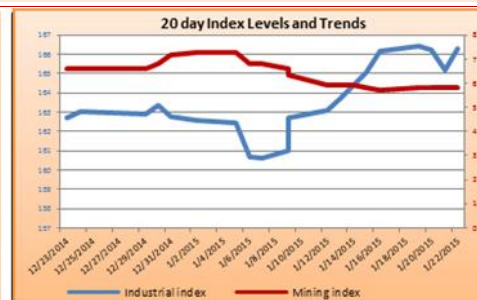




Daily ZSE Market Report

Members of the Zimbabwe Stock Exchange

22-January -2015



21-Jan-15 22-Jan-15 %Δ

ZSE Industrials	165.21	166.27	0.64
ZSE Mining	58.14	58.14	0.00
Volume Traded (mn)	1.07	4.85	354.54
Value Traded (US\$ mn)	0.56	1.95	250.60
Market Cap (US\$ mn)	4,652.08	4,606.48	0.98
Foreign Purchases (US\$ mn)	0.280	1.080	285.74
Foreign Sales (US\$ mn)	0.401	1.325	230.68

Main Index rebound, Econet and Delta demand surge...

Industrials halted the past two days losing trend gaining 0.64% to 166.27pts on the back of improved market activity. Turnover was \$1.95mn with telecoms giant Econet contributing 50% of the aggregate, beverages group Delta second with 34% and regional seed producer Seedco with 6.87%. Volumes and foreign participation were also positively correlated to overall market values traded. Volumes went up 354.54% to 4.85mn, foreign buys grew 285.74% to \$1.08mn and sales leapt 230.68% to \$1.33mn. Both foreign buy and sell sides were dominated by the Econet block making external investors the major value drivers of the day. Their buys were 55.38% of turnover and sales 67.95% of the same. The overall position was a foreign outflow valued at \$0.25mn.

*** Market Cap is Inclusive of Econet Class A Shares

Top Risers

	Stock Name	Price	% Change	YTD Δ %
1	OK	14.00	16.67	21.74
2	PADENGA	9.80	8.89	8.89
3	HIPPO	49.00	3.16	10.91
4	SEEDCO	102.00	2.00	5.15
5				

Top Fallers

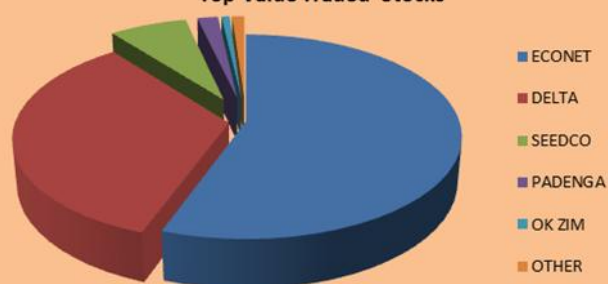
	Stock Name	Price	% Δ	YTD Δ %
1	NATFOODS	330.00	2.94	2.99
2	ECONET	54.00	1.82	10.00
3	OLDMUTUAL	241.00	0.62	2.99
4				
5				

Today's leaders included retailers OK that jumped 17% to settle at 14c; formerly Innscor subsidiary Padenga which leapt 8.89% to 9.80c, sugar cane growing and milling company Hippo that rose 3.16% to 49c and Seedco that added 2% to 102c. The gains are largely on strong demand currently outstripping supply in most stocks. OK that touched a low of 10c this year today registered YTD gains of 21.74%. The positive trending in Seedco is pointing to the share price breaching 109.21c price that the company's strategic partner Vilmorin & Cie exercised its call option to buy 27.39mn shares valued at \$29.9mn by 31 December 2014.

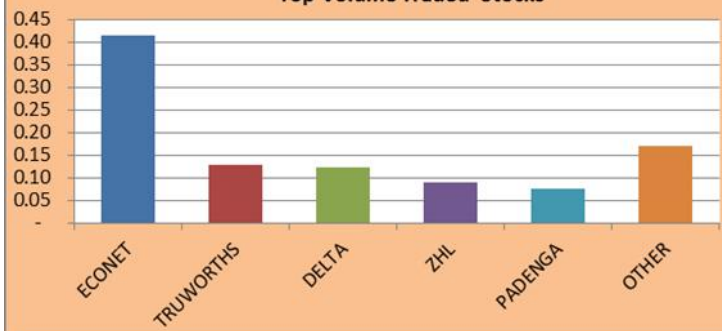
Lagards of the day were National Foods that lost 2.94% to 330c on a mere 152 shares. The company is currently hunting for an Operations Director to replace Michael Lashbrook who was elevated to position of CEO on 01 January 2015. Econet weakened 1.82% to 54c resulting in a YTD loss of 10%. Sell off in financial services group Old Mutual saw the stock retreating 0.62% to 241c.

Minings were stable at 58.14 pts with Bindura holding fort at 5c. Meanwhile sellers emerged in Rio with buyers disappearing at its previous support price of 15c. In other market news property company Mash bid was raised to 2.8c with no sellers. The company today announced its AGM due in a month's time with the company seeking shareholder approval to extend its long running share buyback for the ensuing one year.

Top Value Traded Stocks



Top Volume Traded Stocks



DIVIDEND MONITOR

COMPANY	Dividend Type	Div Amount	Record date	Payment date
Meikles	Interim	2c	16.01.15	31.01.15

UPCOMING EVENTS

COMPANY	EVENT	VENUE	DATE	TIME
African Sun	Analyst Briefing	Crowne Plaza Monomotapa, Ophir Room	TBA	
Zimplow	Rights issue		05.01.15	
ZHL	EGM	Nicoz Diamond Auditorium, Insurance Centre	28.01.2015	10.00HRS
Powerspeed	AGM	Powerspeed Complex, Graniteside, Harare	17.02.15	11.00HRS
Mashonaland	AGM	19 th Floor, ZB Life Towers, 77 Jason Moyo, Harare		26.02.15 12:00HRS

CAUTIONARIES

Company	Issue Date	Subject
AFRICAN SUN	6 th DEC 2013	Discussions on mandatory offer to minorities by Lengrah Investments
TAH	24 th JUNE 2014	Negotiations that may have material effect on the company's stocks price
RIOZ	11 th DEC 2014	Negotiations for the Rights Issue are still in progress
Masimba	15 JAN 2015	Repeat Notice of possible transactions with potential impact on share values

This document has been prepared by EFE Securities (Private) Limited (EFE), for the information of its clients. Although the statements of fact in this report have been obtained from sources that the company believes to be reliable, we do not guarantee their accuracy, and any such information may be incomplete or condensed. All opinions and estimates included in this report constitute the company's judgment as of the date of this report and are subject to change without notice. The securities discussed and mentioned in this report may not be suitable for all investors. Investors must make their own investment decisions based on their specific investment objectives and financial position and using such independent advisors they believe necessary. This report is for informational purposes only and is not intended as an offer or solicitation with respect to the purchase or sale of any security. EFE and any of the individuals preparing this report may at any time have a long and/or short position in any securities of companies in this report. In addition EFE may from time to time perform investment banking or other services for, or solicit investment banking or other business from any entity mentioned in this report. EFE may at times buy and sell shares on an agency or principal basis to its clients. Shares may rise or fall and investors may end up with a reduced amount from their initial capital invested. Additional information on EFE's recommended securities is available on request.