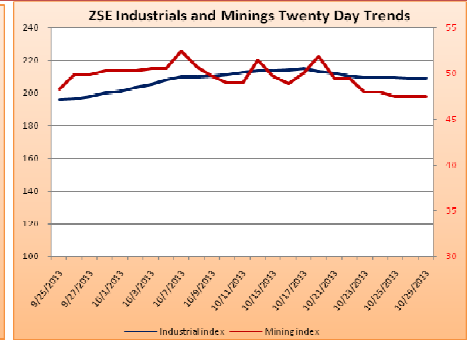
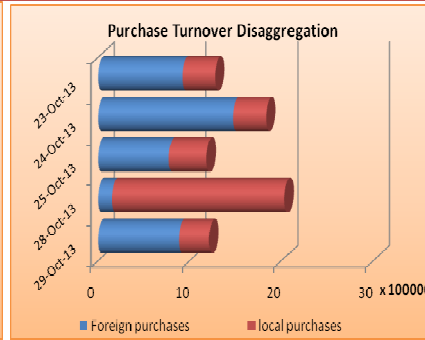
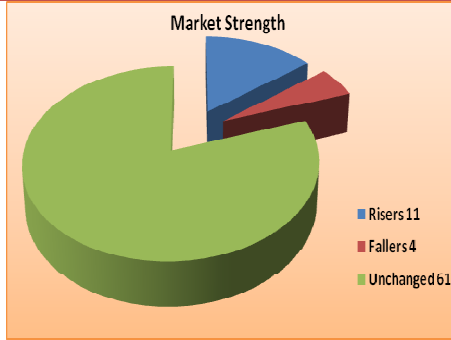




Daily ZSE market Report

Members of the Zimbabwe Stock Exchange

29-Oct-2013



	28-Oct-13	29-Oct-13	% Δ
ZSE Industrials	209.10	209.02	0.04
ZSE Mining	47.48	47.48	0.00
Volume Traded (mn)	104.23	18.89	81.88
Value Traded (US\$ mn)	2.03	1.21	40.43
Market Cap (US\$ mn)	5,756.69	5,763.38	0.12
Foreign Purchases (US\$ mn)	0.153	0.882	476.14
Foreign Sales (US\$ mn)	1.915	0.734	61.64
Number of Trades	52	84	61.54

*** Market Cap is Inclusive of Econet Class A Shares

Top Risers

	Stock Name	Price	% Δ	YTD Δ %
1	ASTRA	4.80	20.00	4.00
2	ZPI	1.20	9.09	0.00
3	HWANGE	12.00	8.11	76.92
4	DAWN	1.40	7.69	100.00
5	MASIMBA	5.60	7.69	86.67

Top Fallers

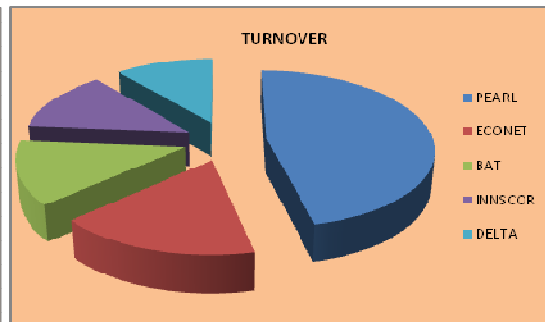
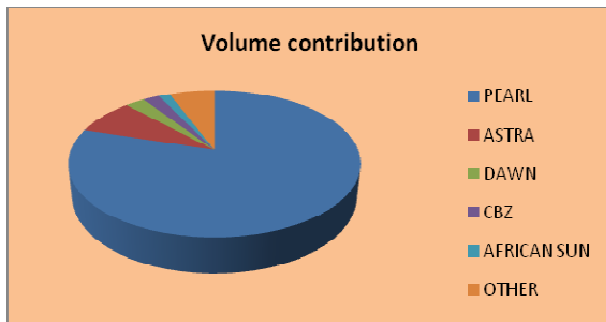
	Stock Name	Price	% Δ	YTD Δ %
1	TURNAL	4.50	10.00	18.18
2	BAT	1100.00	8.33	205.56
3	INNSCOR	82.00	2.38	17.14
4	BARCLAYS	4.20	2.33	61.54
5				

Pearl block highlights trades as property companies hog limelight ...

Turnover remained above the psychological \$1m mark in Tuesday trades closing at \$1.2m which is 40% softer on prior session. This was achieved against an aggregate sales volume of 18.89m shares that sailed through in 30 active counters. Property company Pearl was the most traded stock after a block of 15,076,000m shares valued at \$452,280 exchanged hands. This constituted 37% and 80% of the total value and volume traded respectively. The trade comes a day after peer property concern Dawn realized a 70,5m shares trade worth \$0.92m. Pearl has seen a couple of blocks being exchanged in the previous weeks which is material enough to cause significant shareholders changes.

Elsewhere the industrial index continued to weaken shedding 0.04% to 209.02pts. BAT, Innscor and Barclays collectively outmaouvered 11 risers in dragging the market lower. BAT suffered the worst losing -8% to 1100c. Innscor eased 2.38% to 82c with bids coming in as low as 80c while Barclays closed 2.3% lower at 3.2c. Delta remained stable at 135c ahead of its results presentation on the 14th of November, while Econet which presented its interim today also returned a previous close of 60c. In the interims revenue was up 11% at \$376.6m while subscribers surged 22% to 8.5m. The group expects innovation to drive future performance and consolidate the group's value.

On the upside were Astra which gained 10% to 4.5c while the property duo of ZPI and Dawn were 9% and 7.7% firmer at 1.2c and 1.4c respectively. Foreigners were net buyers with inflows of \$0.88m compared to \$0.73m outflows. The pearl block was explicitly a foreign to foreign exchange.



Dividend Monitor

Company	Dividend Type	Div Amount	Record date	Payment Date
Old Mutual	Interim	2.1GBp	27.09.13	31.10.13
MASIMBA	Interim	0.12c	11.10.13	TBA
TRUWORTHS	Final	0.078c	18.10.13	29.11.13
MASIMBA		0.12c	11.10.13	13.11.13

UPCOMING EVENTS

Company	Event	Venue	Date & Time
CBZ	Nil cost dealing facility (NCDF)	CLOSES	01 Dec 2013
SEED-CO	EGM	ADMINISTRATION BLOCK 1, SHAMWARI ROAD, STAPLEFORD	30 Oct -10:00 AM
AFDIS	AGM	REGISTERD OFFICE, LOMAGUNDI ROAD, STAPLEFORD, HARARE	6 NOV - 11:00AM
DELTA	INTERIMS	TBA	14 NOV
NATFOODS	AGM	GLORIA HSE, 10 STIRLING ROAD	12 NOV -8.30 AM
COLCOM	AGM	1 COVENTRY ROAD, WORKINGTON	15 NOV -9.00 AM
BORDER	AGM	TANGANYIKA HSE, 4 TH FLOOR	20 NOV-9.00 AM
RADAR	AGM	TANGANYIKA HSE, 6 TH FLOOR	20 NOV-2.00 PM
MEIKLES	EGM	STEWARD ROOM, MEIKLES HOTEL	27 NOV-9.00AM

Disclaimer:

This document has been prepared by EFE Securities (Private) Limited (EFE), for the information of its clients. Although the statements of fact in this report have been obtained from sources that the company believes to be reliable, we do not guarantee their accuracy, and any such information may be incomplete or condensed. All opinions and estimates included in this report constitute the company's judgment as of the date of this report and are subject to change without notice. The securities discussed and mentioned in this report may not be suitable for all investors. Investors must make their own investment decisions based on their specific investment objectives and financial position and using such independent advisors they believe necessary. This report is for informational purposes only and is not intended as an offer or solicitation with respect to the purchase or sale of any security. EFE and any of the individuals preparing this report may at any time have a long and/ or short position in any securities of companies in this report. In addition EFE may from time to time perform investment banking or other services for, or solicit investment banking or other business from any entity mentioned in this report. May at times buy and sell shares on an agency or principal basis to its clients. Shares may rise or fall and investors may end up with a reduced amount from their initial capital invested. Additional information on recommended securities is available on request.