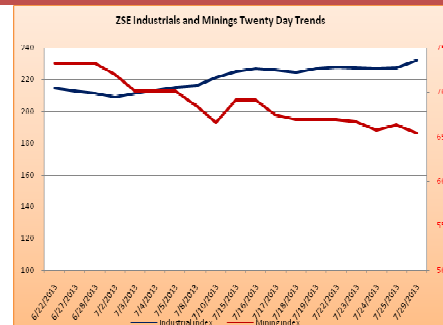
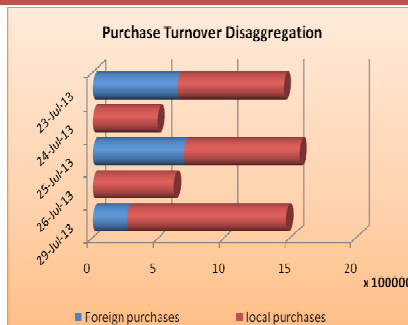
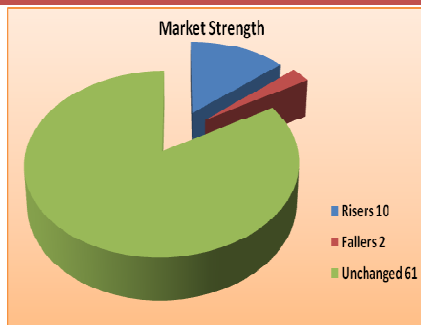




Daily ZSE market Report

29-July-2013



	26-Jul-13	29-Jul-13	% Δ
ZSE Industrials	230.58	231.97	0.60
ZFN top ten	147.78	147.78	0.00
ZFN Banking index	80.72	80.72	0.00
ZSE Mining	65.55	65.46	0.14
Volume Traded (m)	13.78	4.29	68.91
Value Traded (US\$m)	0.61	1.47	139.27
Market Cap (US\$m)	6,253.52	6,340.94	1.40
Foreign Purchases (US\$m)	0.694	0.262	62.31
Foreign Sales (US\$m)	0.773	0.478	38.12
Number of Trades	71	85	19.72

Industrials firm boosted by high value stocks...

Industrials firmed 0.60% in week opening trades to an all time high of 231.97pts as selective demand continue to hold. Search for quality saw value of trades leaping +139% to \$1.47m boosted by trades in high value stocks countering the -69% decline in volumes of the day to 4.3m.

Among the gainers was BAT's +1.64% gain to a new high of 1,425c with no sellers showing. Brewers Delta advanced +2% to end at its all time high of 150c on solid demand. This follows the company's Q1 2014 market update showing growth of 4% and 8% on volumes and revenue respectively. Telecoms giant Econet currently rolling out its rebranded Steward Bank rose +1.5% to 68c. Retailers OK which recorded 5% revenue growth in Q1 to June 2013 was up +0.4% to 28.1c and Old Mutual put on +2.7% to a middle price of 236.1c. Firm demand saw recovery plays RTG and Masimba advancing +13.3% and +6.3% to 1.7c and 12.75c respectively.

Diversified group Inncor was the single loser in industrials shedding -4.4% to 110c amid selling pressure. Minings retreated -0.14% to 65.46 pts on the back of nickel miners Bindura's -0.4% decline to -2.44c.

Top Risers

	Stock Name	Price	% Δ	YTD Δ %
1	RTG	1.70	13.33	29.17
2	MASIMBA	12.75	6.25	325.00
3	PEARL	3.10	3.33	10.71
4	OLDMUTUAL	236.10	2.65	55.33
5	TRUWORTHS	3.60	2.56	44.00

Top Fallers

	Stock Name	Price	% Δ	YTD Δ %
1	INNASCOR	110.00	4.35	57.14
2	BINDURA	2.44	0.41	62.67

UPCOMING EVENTS

Company	Event	Venue	Date & Time
CFI	EGM	Royal Harare Golf Club	26 July 1100 HRS
Econet	AGM	Econet Park	17 Sept 1000 HRS

Disclaimer:

This document has been prepared by EFE Securities (Private) Limited (EFE), for the information of its clients. Although the statements of fact in this report have been obtained from sources that the company believes to be reliable, we do not guarantee their accuracy, and any such information may be incomplete or condensed. All opinions and estimates included in this report constitute the company's judgment as of the date of this report and are subject to change without notice. The securities discussed and mentioned in this report may not be suitable for all investors. Investors must make their own investment decisions based on their specific investment objectives and financial position and using such independent advisors they believe necessary. This report is for informational purposes only and is not intended as an offer or solicitation with respect to the purchase or sale of any security. EFE and any of the individuals preparing this report may at any time have a long and/ or short position in any securities of companies in this report. In addition EFE may from time to time perform investment banking or other services for, or solicit investment banking or other business from any entity mentioned in this report. may at times buy and sell shares on an agency or principal basis to its clients. Shares may rise or fall and investors may end up with a reduced amount from their initial capital invested. Additional information on recommended securities is available on request.